

**SENSORES DE PRESION DE ACEITE CONTINUOS**  
**OIL PRESSURE SENSORS**

---



# SENSORES DE PRESION DE ACEITE CONTINUOS

## OIL PRESSURE SENSORS



0 - 8 bar		19	<b>9100</b>
70 Ω			
<b>SIN ALARMA</b>			
<b>PERKINS MOTOR 4 y 6 CILINDROS</b>			

0 - 8 bar		19	<b>9101</b>
300 Ω			
<b>SIN ALARMA</b>			
<b>APLICACIONES ESPECIALES EL DETALLE OA 105 /</b>			

0 - 10 bar		19	<b>9102</b>
300 Ω			
<b>CON ALARMA</b>			
<b>APLICACIONES ESPECIALES EL DETALLE OA 105 /</b>			

0 - 6 bar		19	<b>9110</b>
70 Ω			
<b>SIN ALARMA</b>			
<b>FORD - FALCON SP, TAUNUS PICK UP HASTA 1986</b>			

0 - 8 bar		19	<b>9120</b>
70 Ω			
<b>SIN ALARMA</b>			
<b>PERKINS MOTOR 4 y 6 CILINDROS</b>			

0 - 10 bar		19	<b>9121</b>
180 Ω			
<b>CON ALARMA</b>			
<b>VOLKSWAGEN ACEITE - 11.130 HASTA 35.300 MOTOR MWM 229 4 y 6 CILINDROS MOTOR CUMMINS</b>			

0 - 7 bar		19	<b>9130</b>
250 Ω			
<b>SIN ALARMA</b>			
<b>FORD / FALCON SP, TAUNUS, PICK UP DESDE 1986</b>			

0 - 10 bar		19	<b>9150</b>
180 Ω			
<b>CON ALARMA</b>			
<b>FORD / 4000, 14000 MOTOR MWM</b>			

0 - 6 bar		19	<b>9151</b>
70 Ω			
<b>SIN ALARMA</b>			
<b>TOYOTA / HILUX</b>			

0 - 6 bar		19	<b>9152</b>
70 Ω			
<b>CON ALARMA</b>			
<b>TOYOTA / HILUX</b>			

0 - 10 bar		19	<b>9153</b>
180 Ω			
<b>SIN ALARMA</b>			
<b>ISUZU / 2.5 D, 2.8 D, 3.0 TD</b>			

0 - 7 bar		19	<b>9154</b>
70 Ω			
<b>SIN ALARMA</b>			
<b>CHRYSLER / JEEP GRAND CHEROKEE</b>			

0 - 5 bar		19	<b>9155</b>
180 Ω			
<b>CON ALARMA</b>			
<b>MITSUBISHI / PICK UP BLAZER</b>			

0 - 6 bar		19	<b>9156</b>
70 Ω			
<b>CON ALARMA</b>			
<b>NISSAN / NISSAN, DATSUN</b>			

0 - 8 bar		19	<b>9157</b>
300 Ω			
<b>SIN ALARMA</b>			
<b>ALFA ROMEO / 164</b>			

0 - 10 bar		19	<b>9160</b>
180 Ω			
<b>CON ALARMA</b>			
<b>FORD / 1000 MOTOR MAXXION</b>			

0 - 10 bar		19	<b>9170</b>
180 Ω			
<b>CON ALARMA</b>			
<b>FORD / 1000 MOTOR CUMMINS</b>			

0 - 6 bar		19	<b>9180</b>
70 Ω			
<b>SIN ALARMA</b>			
<b>FORD / CAMION CARGO 1984 - 1991</b>			




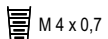

0 - 5 bar		19	<b>9200</b>
180 Ω			
<b>SIN ALARMA</b>			
<b>MERCEDES BENZ / 911, 1112, 114, 1517</b>			




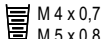
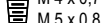

0 - 5 bar		19	<b>9210</b>
180 Ω			
<b>SIN ALARMA</b>			
<b>MERCEDES BENZ / 608</b>			



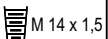
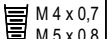
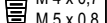

# SENSORES DE PRESION DE ACEITE CONTINUOS




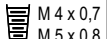
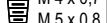

## OIL PRESSURE SENSORS




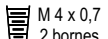






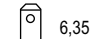

0 - 5 bar	 19	<b>9220</b>
180 Ω		
		
<b>SIN ALARMA</b>		
<b>MERCEDES BENZ</b> OH 366, OH 1215, OH 1315		
 M 14 x 1,5	 M 4 x 0,7	




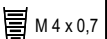

0 - 5 bar	 19	<b>9230</b>
180 Ω		
		
<b>CON ALARMA</b>		
<b>MERCEDES BENZ</b> OH 366, OH 1215, OH 1315		
 M 14 x 1,5	 M 4 x 0,7  M 5 x 0,8	




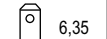

0 - 5 bar	 19	<b>9240</b>
180 Ω		
		
<b>CON ALARMA</b>		
<b>MERCEDES BENZ</b> OHL 1419, OHL 1420		
 M 14 x 1,5	 M 4 x 0,7  M 5 x 0,8	




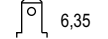

0 - 5 bar	 19	<b>9260</b>
180 Ω		
		
<b>CON ALARMA</b>		
<b>MERCEDES BENZ</b> 355 TURBO / 1988 - 1990		
 M 14 x 1,5	 M 4 x 0,7  M 5 x 0,8	




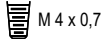

0 - 5 bar	 19	<b>9270</b>
180 Ω		
		
<b>CON ALARMA</b>		
<b>MERCEDES BENZ</b> ELECTRONICO		
 M 16 x 1,5	 M 4 x 0,7 2 bornes	




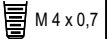

0 - 8 bar	 19	<b>9300</b>
70 Ω		
		
<b>SIN ALARMA</b>		
<b>CHEVROLET</b> CAMIONES Y PICK-UP DESDE 1974		
 1/8" NPT	 6,35	




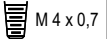

0 - 10 bar	 19	<b>9310</b>
180 Ω		
		
<b>SIN ALARMA</b>		
<b>CHEVROLET</b> PICK UP SILVERADO 1980		
 1/8" NPT	 M 4 x 0,7	




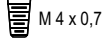

0 - 10 bar	 19	<b>9320</b>
180 Ω		
		
<b>SIN ALARMA</b>		
<b>CHEVROLET</b> PICK-UP MOTOR MAXXION		
 1/8" NPT	 6,35	




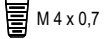

0 - 10 bar	 19	<b>9330</b>
180 Ω		
		
<b>CON ALARMA</b>		
<b>CHEVROLET</b> PICK-UP MOTOR MAXXION		
 1/8" NPT	 6,35	



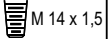
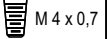

0 - 10 bar	 19	<b>9340</b>
70 Ω		
		
<b>SIN ALARMA</b>		
<b>CHEVROLET</b> CAMION C 350 - AIRE		
 1/8" NPT	 M 4 x 0,7	




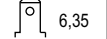

0 - 6 bar	 19	<b>9400</b>
2067583	70 Ω	
		
<b>SIN ALARMA</b>		
<b>DODGE</b> POLARA, GT, GTX, 1500 HASTA 1977 CORONADO		
 1/8" NPT	 M 4 x 0,7	




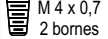

0 - 6 bar	 19	<b>9410</b>
300 Ω		
		
<b>SIN ALARMA</b>		
<b>DODGE</b> VW 1500 DESDE 1978 SERIE 8		
 1/8" NPT	 M 4 x 0,7	




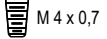

0 - 6 bar	 19	<b>9500</b>
70 Ω		
		
<b>SIN ALARMA</b>		
<b>RENAULT</b> TORINO INST. SIAP		
 1/8" NPT	 M 4 x 0,7	




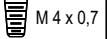

0 - 6 bar	 19	<b>9510</b>
300 Ω		
		
<b>SIN ALARMA</b>		
<b>RENAULT</b> TORINO INST. JAEGER		
 1/8" NPT	 M 4 x 0,7	




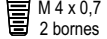

0 - 5 bar	 19	<b>9520</b>
300 Ω		
		
<b>SIN ALARMA</b>		
<b>RENAULT</b> 12 ALPINE		
 M 14 x 1,5	 M 4 x 0,7	

0 - 5 bar	 19	<b>9530</b>
7700754383	300 Ω	
		
<b>CON ALARMA</b>		
<b>RENAULT</b> FUEGO, 18 GTX, 11 TURBO		
 M 14 x 1,5	 6,35	

0 - 5 bar	 19	<b>9540</b>
300 Ω		
		
<b>CON ALARMA</b>		
<b>RENAULT - DACIA</b>		
 1/8" NPTF	 M 4 x 0,7 2 bornes	

0 - 8 bar	 19	<b>9560</b>
300 Ω		
		
<b>SIN ALARMA</b>		
<b>RENAULT - CLIO</b>		
 M 14 x 1,5	 M 4 x 0,7	

0 - 5 bar	 19	<b>9600</b>
180 Ω		
		
<b>SIN ALARMA</b>		
<b>DEUTZ - MOTOR 413</b>		
 1/8" NPT	 M 4 x 0,7	

0 - 5 bar	 19	<b>9610</b>
180 Ω		
		
<b>CON ALARMA</b>		
<b>DEUTZ - MOTOR 413</b>		
 1/8" NPT	 M 4 x 0,7 2 bornes	

# SENSORES DE PRESION DE ACEITE CONTINUOS

## OIL PRESSURE SENSORS



0 - 10 bar	19	<b>9620</b>
		180 Ω
		<b>CON ALARMA</b>
<b>DEUTZ - MOTOR 2114</b>		
1/8" NPT	M 4 x 0,7 2 bornes	

0 - 10 bar	19	<b>9630</b>
		180 Ω
		<b>SIN ALARMA</b>
<b>DEUTZ - MOTOR 913</b>		
1/8" NPT	M 4 x 0,7	

0 - 10 bar	19	<b>9640</b>
		180 Ω
		<b>CON ALARMA</b>
<b>DEUTZ - MOTOR 913 - CAMION PEGASO</b>		
1/8" NPT	M 4 x 0,7 2 bornes	

0 - 7 bar	19	<b>9650</b>
		180 Ω
		<b>SIN ALARMA</b>
<b>DIMEX CAMION 1416, 1721, 1725 MOTOR CUMMINS</b>		
1/8" NPT	M 4 x 0,7	

0 - 7 bar	19	<b>9660</b>
		300 Ω
		<b>CON ALARMA</b>
<b>DIMEX OMNIBUS 1622, 516 MOTOR CUMMINS</b>		
1/8" NPT	6,35	

0 - 8 bar	19	<b>9670</b>
		70 Ω
		<b>SIN ALARMA</b>
<b>DEUTZ TRACTOR COSECHADORA GROSPAL</b>		
1/8" NPT	M 4 x 0,7	

0 - 8 bar	19	<b>9700</b>
		70 Ω
		<b>SIN ALARMA</b>
<b>FIAT 125, 128, SUPER EUROPA</b>		
M 14 x 1,5	6,35	

0 - 8 bar	19	<b>9710</b>
		70 Ω
		<b>SIN ALARMA</b>
<b>FIAT 619, 673, 697 HASTA 1977 - INST. SIAP</b>		
M 14 x 1,5	M 4 x 0,7	

0 - 10 bar	19	<b>9720</b>
		70 Ω
		<b>SIN ALARMA</b>
<b>FIAT 619, 673, 697 HASTA 1977 - INST. SIAP - AIRE</b>		
M 14 x 1,5	M 4 x 0,7	

0 - 8 bar	19	<b>9730</b>
		300 Ω
		<b>SIN ALARMA</b>
<b>FIAT 133</b>		
M 14 x 1,5	M 4 x 0,7	

0 - 8 bar	19	<b>9740</b>
		70 Ω
		<b>SIN ALARMA</b>
<b>PEUGEOT 504 GRII, GRD, SRD, PICK UP DESDE 1983</b>		
M 14 x 1,5	6,35	

0 - 8 bar	19	<b>9750</b>
		300 Ω
		<b>SIN ALARMA</b>
<b>FIAT IVECO DESDE 1978 - INST. VEGLIA</b>		
M 14 x 1,5	M 4 x 0,7	

0 - 10 bar	19	<b>9760</b>
		300 Ω
		<b>SIN ALARMA</b>
<b>FIAT IVECO DESDE 1978 - INST. VEGLIA - AIRE</b>		
M 14 x 1,5	M 4 x 0,7	

0 - 7 bar	19	<b>9770</b>
		70 Ω
		<b>SIN ALARMA</b>
<b>FIAT 147 DIESEL, SPAZIO MOTOR 1.3</b>		
M12 x 1 M16 x 1,5	6,35	

0 - 7 bar	19	<b>9780</b>
		300 Ω
		<b>SIN ALARMA</b>
<b>FIAT 147 DIESEL, SPAZIO MOTOR 1.3 INST. JAEGER</b>		
M12 x 1 M16 x 1,5	6,35	

0 - 7 bar	19	<b>9790</b>
		300 Ω
		<b>SIN ALARMA</b>
<b>FIAT DUNA 1.7 BRASIL</b>		
M 14 x 1,5	PERNO MACHO	

0 - 10 bar	19	<b>9800</b>
		70 Ω
		<b>SIN ALARMA</b>
<b>SCANIA CAMIONES Y OMNIBUS - INST. SIAP</b>		
M 14 x 1,5	M 4 x 0,7	

0 - 10 bar	19	<b>9810</b>
		180 Ω
		<b>CON ALARMA</b>
<b>SCANIA CAMIONES Y OMNIBUS / INST. VDO</b>		
M 14 x 1,5	6,35	



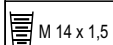
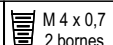

0 - 10 bar	19	<b>9820</b>
		180 Ω
		<b>CON ALARMA</b>
<b>SCANIA 374, 338</b>		
M 14 x 1,5		





0 - 10 bar	19	<b>9830</b>
		180 Ω
		<b>CON ALARMA</b>
<b>PERKINS MOTOR 4 y 6 CILINDROS</b>		
M 14 x 1,5		



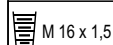

# SENSORES DE PRESION DE ACEITE CONTINUOS

## OIL PRESSURE SENSORS



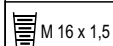
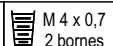







0 - 10 bar	 19	<b>9840</b>
		180 Ω
<b>CON ALARMA</b>		
<b>SCANIA</b> K 112 / T 112 / T 142 MODELOS ANTIGUOS		
 M 14 x 1,5	 M 4 x 0,7 2 bornes	





0 - 10 bar	 19	<b>9850</b>
		180 Ω
<b>CON ALARMA</b>		
<b>SCANIA</b> AIRE SERIE 4		
 M12 x 1,5 CONICO		



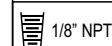

0 - 10 bar	 19	<b>9900</b>
		180 Ω
<b>CON ALARMA</b>		
<b>VOLVO</b> AIRE - TODOS		
 M 16 x 1,5		



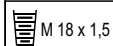
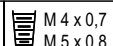

0 - 10 bar	 19	<b>9910</b>
		180 Ω
<b>CON ALARMA</b>		
<b>VOLVO</b> AIRE TODOS B12, B7, B58, B10		
 M 16 x 1,5		

0 - 10 bar	 19	<b>9920</b>
		180 Ω
<b>CON ALARMA</b>		
<b>VOLVO ACEITE TODOS</b>		
 M 16 x 1,5	 M 4 x 0,7 2 bornes	

0 - 7 bar	 19	<b>9930</b>
		180 Ω
<b>CON ALARMA</b>		
<b>VOLVO</b> ACEITE TODOS		
 1/8" NPT		

0 - 1,5 bar	 19	<b>9940</b>
		180 Ω
<b>CON ALARMA</b>		
<b>VOLVO</b> TURBO TODOS		
 7/16" x 24		

0 - 7 bar	 19	<b>9950</b>
		180 Ω
<b>CON ALARMA</b>		
<b>VOLVO</b> ACEITE B58 / B58 E		
 1/8" NPT		

0 - 5 bar	 19	<b>9250</b>
		180 Ω
<b>CON ALARMA</b>		
<b>MERCEDES BENZ</b>		
 M 18 x 1,5	 M 4 x 0,7 M 5 x 0,8	

<b>CON ALARMA</b>		

<b>CON ALARMA</b>		

<b>CON ALARMA</b>		

<b>CON ALARMA</b>		

<b>CON ALARMA</b>		

<b>CON ALARMA</b>		

<b>CON ALARMA</b>		

<b>CON ALARMA</b>		

<b>CON ALARMA</b>		

<b>CON ALARMA</b>		

<b>CON ALARMA</b>		

